

Rab7 Rabbit mAb

产品信息

产品名称	产品编号	规格
Rab7 Rabbit mAb	31452ES50	50 μ L
	31452ES60	100 μ L

产品简介

Plays a role in the fusion of phagosomes with lysosomes. Plays important roles in microbial pathogen infection and survival, as well as in participating in the life cycle of viruses. Microbial pathogens possess survival strategies governed by RAB7A, sometimes by employing RAB7A function (e.g. Salmonella) and sometimes by excluding RAB7A function.

产品性质

别名	RAB7; PRO2706
SwissProt ID	P51149
基因 ID	7879
免疫原	A synthetic peptide of human RAB7.
缓冲液	50mM Tris-Glycine(pH 7.4), 0.15M NaCl, 40% Glycerol, 0.01% Sodium azide and 0.05% BSA.
分子量	Calculated MW: 23 kDa; Observed MW: 23 kDa
克隆类型	Monoclonal Antibody
亚型	IgG
克隆号	8G1
宿主	Rabbit
物种反应	Human, Mouse, Rat
推荐应用	WB, IHC-F, IHC-P, ICC/IF
纯化方式	Affinity Purified

应用

稀释比 WB:1/500-1/1000; IHC:1/50-1/100; IF:1/50-1/200

储存条件

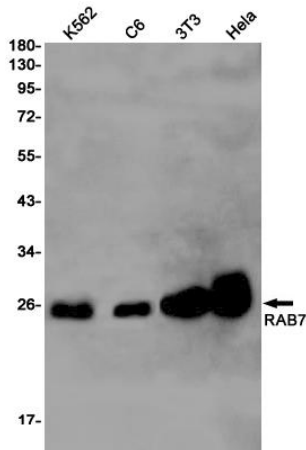
-25~-15°C保存

注意事项

1. 避免反复冻融。
2. 本产品仅作科研用途。
3. 为了您的安全和健康，请穿实验服并佩戴一次性手套操作。

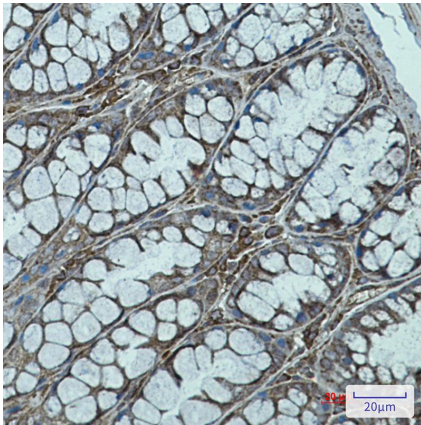
产品数据

Western blot



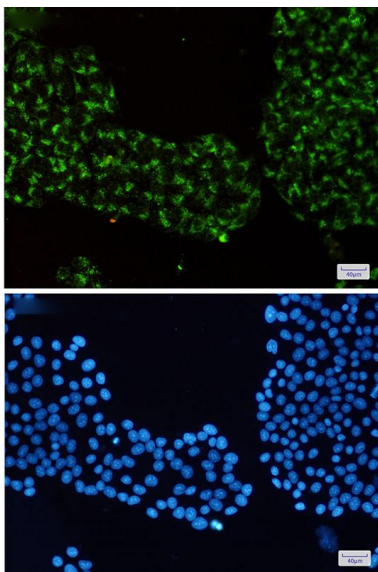
Western blot analysis of RAB7 in K562, C6, 3T3, HeLa lysates using RAB7 antibody.

Immunohistochemistry



Immunohistochemistry analysis of paraffin-embedded Mouse colon using Rab7 antibody. High-pressure and temperature Sodium Citrate pH 6.0 was used for antigen retrieval.

Immunocytochemistry



Immunocytochemistry analysis of RAB7 (green) in HeLa cells using RAB7 antibody, and DAPI (blue).