

## c-Jun Rabbit mAb

### 产品信息

产品名称	产品编号	规格
c-Jun Rabbit mAb	31409ES50	50 $\mu$ L
	31409ES60	100 $\mu$ L

### 产品简介

c-jun is a transcription factor that recognizes and binds to the enhancer heptamer motif 5'-TGA[CG]TCA-3'. Promotes activity of NR5A1 when phosphorylated by HIPK3 leading to increased steroidogenic gene expression upon cAMP signaling pathway stimulation.

### 产品性质

别名	Transcription factor AP-1; Activator protein 1; AP1; Proto-oncogene c-Jun; V-jun avian sarcoma virus 17 oncogene homolog; p39
SwissProt ID	P05412
基因 ID	3725
免疫原	A synthetic peptide of human c-Jun.
缓冲液	50mM Tris-Glycine(pH 7.4), 0.15M NaCl, 40% Glycerol, 0.01% Sodium azide and 0.05% BSA.
分子量	Calculated MW: 36 kDa; Observed MW: 48,43 kDa
克隆类型	Monoclonal Antibody
宿主	Rabbit
物种反应	Human, Mouse
推荐应用	WB, ICC/IF, IP
纯化方式	Affinity Purified

### 应用

稀释比 WB:1/500-1/1000; IF:1/50-1/200; IP:1/20

### 储存条件


-25~-15°C保存

### 注意事项

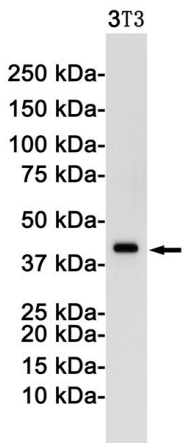
1. 避免反复冻融。
2. 本产品仅作科研用途。
3. 为了您的安全和健康，请穿实验服并佩戴一次性手套操作。

## 产品数据

### Western blot

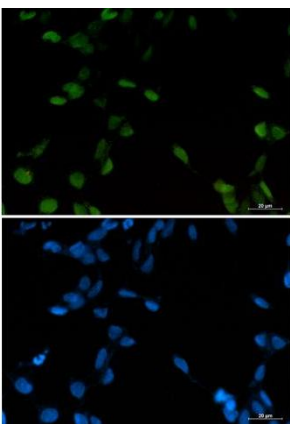


Western blot analysis of c-Jun in 293, 293T lysates using c-Jun antibody.



Western blot analysis of c-Jun in 3T3 lysates using c-Jun antibody.

### Immunocytochemistry



Immunocytochemistry analysis of c-Jun (green) in 293T using c-Jun antibody, and DAPI (blue).