

## Hexokinase II Rabbit mAb

### 产品信息

产品名称	产品编号	规格
Hexokinase II Rabbit mAb	31408ES50	50 $\mu$ L
	31408ES60	100 $\mu$ L

### 产品简介

MiscellaneousIn vertebrates there are four major glucose-phosphorylating isoenzymes, designated hexokinase I, II, III and IV (glucokinase).

### 产品性质

别名	HKII; HXK2
SwissProt ID	P52789
基因 ID	3099
免疫原	Recombinant protein of human Hexokinase II.
缓冲液	50mM Tris-Glycine(pH 7.4), 0.15M NaCl, 40% Glycerol, 0.01% Sodium azide and 0.05% BSA.
分子量	Calculated MW: 102 kDa; Observed MW: 102 kDa
克隆类型	Monoclonal Antibody
宿主	Rabbit
物种反应	Human, Rat, Monkey
推荐应用	WB, IHC-P, IP
纯化方式	Affinity Purified

### 应用

稀释比 WB:1/500-1/1000; IHC:1/50-1/100; IP:1/20

### 储存条件

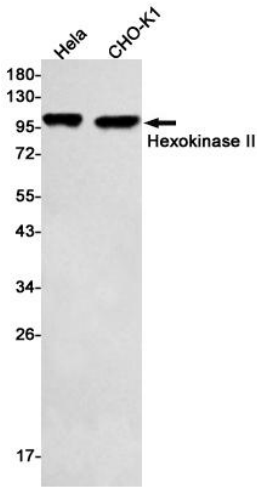
-25~-15°C保存

### 注意事项


1. 避免反复冻融。
2. 本产品仅作科研用途。
3. 为了您的安全和健康，请穿实验服并佩戴一次性手套操作。

## 产品数据

### Western blot

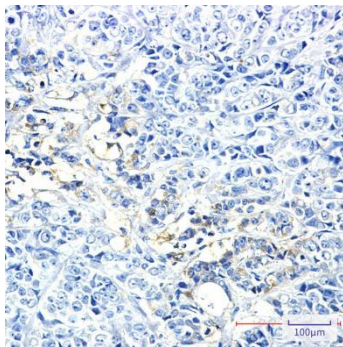


Western blot analysis of Hexokinase II in HeLa, CHO-K1 lysates using Hexokinase II antibody.



Western blot analysis of Hexokinase II in rat skeletal muscle lysates using Hexokinase II antibody.

### Immunohistochemistry



Immunohistochemistry analysis of paraffin-embedded Human breast cancer using Hexokinase II antibody. High-pressure and temperature Sodium Citrate pH 6.0 was used for antigen retrieval.