

Smad3 Rabbit mAb

产品信息

产品名称	产品编号	规格
Smad3 Rabbit mAb	31285ES50	50 μ L
	31285ES60	100 μ L

产品简介

Smad3 transcription factor phosphorylated and activated by TGF-beta-type receptors. A receptor-regulated Smad (R-smad). Binds directly to consensus DNA-binding elements in the promoters of target genes. In mouse required for establishment of the mucosal immune response and proper development of skeleton.

产品性质

别名	SMAD3; MADH3; Mothers against decapentaplegic homolog 3; MAD homolog 3; Mad3; Mothers against DPP homolog 3; hMAD-3; JV15-2; SMAD family member 3; SMAD 3; Smad3; hSMAD3
SwissProt ID	P84022
基因 ID	4088
免疫原	Recombinant protein of human Smad3.
缓冲液	50mM Tris-Glycine(pH 7.4), 0.15M NaCl, 40% Glycerol, 0.01% Sodium azide and 0.05% BSA.
分子量	Calculated MW: 48 kDa; Observed MW: 52 kDa
克隆类型	Monoclonal Antibody
宿主	Rabbit
物种反应	Human, Mouse, Rat, Hamster
推荐应用	WB, IP
纯化方式	Affinity Purified

应用

稀释比 WB:1/500-1/1000; IP:1/20

储存条件


-25~-15°C保存

注意事项

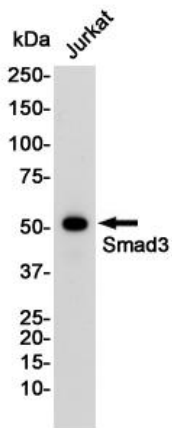
1. 避免反复冻融。
2. 本产品仅作科研用途。
2. 为了您的安全和健康，请穿实验服并佩戴一次性手套操作。

产品数据

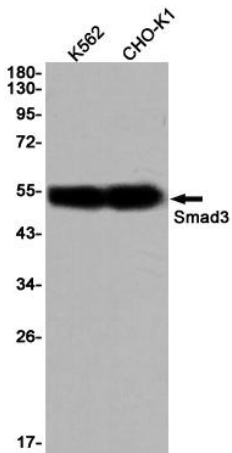
Western blot



Western blot analysis of Smad3 in 3T3, C6 lysates using Smad3 antibody.



Western blot analysis of Smad3 in Jurkat lysates using Smad3 antibody.



Western blot analysis of Smad3 in K562, CHO-K1 lysates using Smad3 antibody.