

iNOS Rabbit pAb

产品信息

产品名称	产品编号	规格
iNOS Rabbit pAb	31265ES50	50 μ L
	31265ES60	100 μ L

产品简介

iNOS Produces nitric oxide (NO) which is a messenger molecule with diverse functions throughout the body. In macrophages, NO mediates tumoricidal and bactericidal actions.

产品性质

别名	NOS2; NOS2A; Nitric oxide synthase; inducible; Hepatocyte NOS; HEP-NOS; Inducible NO synthase; Inducible NOS; iNOS; NOS type II; Peptidyl-cysteine S-nitrosylase NOS2
SwissProt ID	P35228
基因 ID	4843
免疫原	The antiserum was produced against synthesized peptide derived from human iNOS. AA range:117-166.
缓冲液	Liquid in PBS containing 50% glycerol, 0.5% BSA and 0.02% sodium azide, pH 7.3.
分子量	Calculated MW: 131 kDa; Observed MW: 131 kDa
克隆类型	Polyclonal Antibody
宿主	Rabbit
物种反应	Human, Mouse, Rat
推荐应用	WB, IHC, ICC/IF
纯化方式	Affinity Purified

应用

稀释比 WB: 1/500-1/1000; IHC: 1/50-1/100; IF: 1/50-1/200;

储存条件


-25~-15°C保存

注意事项

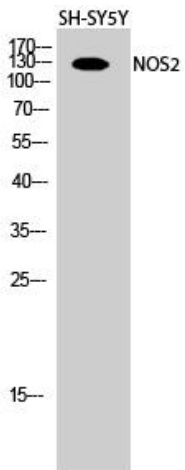
1. 避免反复冻融。
2. 本产品仅作科研用途。
2. 为了您的安全和健康，请穿实验服并佩戴一次性手套操作。

产品数据

Western blot

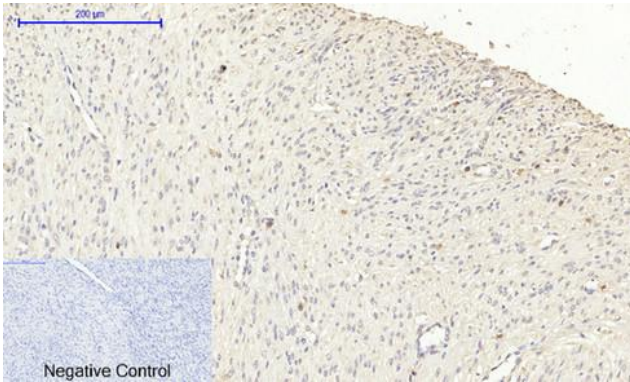


Western blot analysis of iNOS in 3T3 lysates using using iNOS antibody.



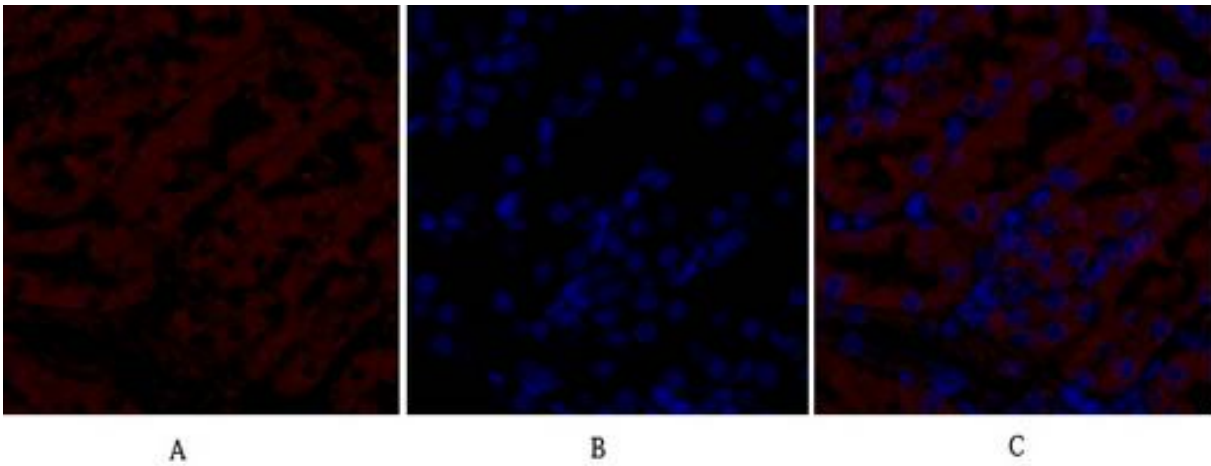
Western blot analysis of iNOS in SH-SY5Y lysates using iNOS antibody.

Immunohistochemistry



Immunohistochemistry analysis of paraffin-embedded Human uterus cancer using iNOS antibody. High-pressure and temperature Sodium Citrate pH 6.0 was used for antigen retrieval. Negative control was used by secondary antibody only.

Immunofluorescence



Immunofluorescence analysis of iNOS in rat kidney using iNOS antibody(red).