

Biotinylated Rhesus macaque CD5 Protein, His-Avi Tag

产品信息

产品名称	产品编号	规格
Biotinylated Rhesus macaque CD5 Protein, His-Avi Tag	93172ES60	100 µg
	93172ES76	500 µg
	93172ES80	1 mg

产品描述

CD5, also known as Leu-1, Ly-1, and T1, is a 67 kDa transmembrane glycoprotein in the scavenger receptor superfamily. CD5 has been shown to interact homophilically, with CD72 on B cells, and with beta-glucan components of fungal cell walls. CD5 expression on developing thymocytes is positively regulated by signaling through the T cell antigen receptor (TCR) and is up-regulated on tolerized peripheral CD4+ cells. It inhibits TCR signaling and promotes T cell nonresponsiveness and survival. CD5 signaling inhibits the generation of regulatory T cells but promotes the development of Th17 cells. Within the B cell lineage, CD5 is expressed on B-1a cells, anergic B cells, and IL-10 producing regulatory B cells. CD5 is also involved in the cellular entry of hepatitis C virus into T cells.

产品性质

Synonyms	CD5 molecule; CD5; LEU1; T1; CD5 antigen
Uniprot No.	F6V5Q9
Source	Recombinant Biotinylated Rhesus macaque CD5 Protein is expressed from HEK293 Cells with His tag and Avi tag at the C-terminal. It contains Arg25-Pro375.
Molecular Weight	The protein has a predicted MW of 41.7 kDa. Due to glycosylation, the protein migrates to 55-60 kDa based on Tris-Bis PAGE result.
Physical Appearance	Liquid Solution
Purity	> 95% as determined by SDS-PAGE and HPLC
Endotoxin	< 1.0 EU per 1µg of the protein by the LAL method.
Formulation	Supplied as 0.22µm filtered solution in PBS (pH 7.4).

运输与保存方法

The products are shipped with ice pack and can be stored at -80°C for 1 year.

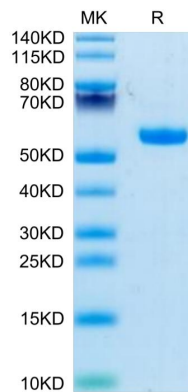
Recommend to aliquot the protein into smaller quantities for optimal storage. Please do not repeated freeze-thaw cycles.

注意事项

1. For your safety and health, please wear lab coats and disposable gloves for operation.
2. For research use only!

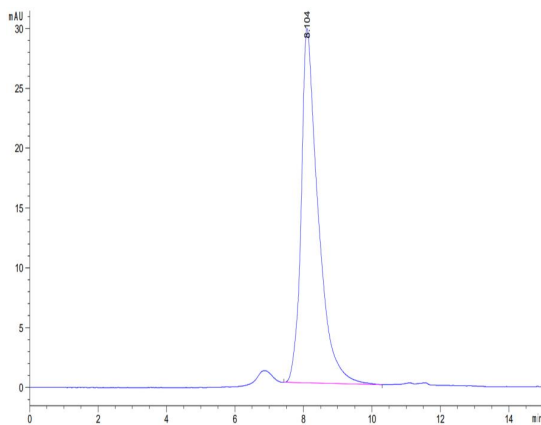
产品数据

Tris-Bis PAGE



Biotinylated Rhesus macaque CD5 on Tris-Bis PAGE under reduced condition. The purity is greater than 95%.

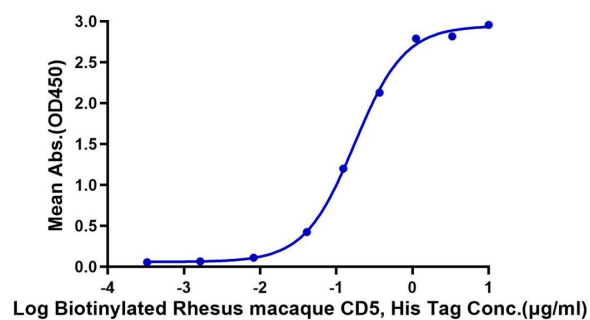
SEC-HPLC



The purity of Biotinylated Rhesus macaque CD5 is greater than 95% as determined by SEC-HPLC.

ELISA Data

Biotinylated Rhesus macaque CD5, His Tag ELISA
 0.2 μ g Anti-CD5 Antibod, hFc Tag Per Well



Immobilized Anti-CD5 Antibody at 2 μ g/mL (100 μ l/Well) on the plate. Dose response curve for Biotinylated Rhesus macaque CD5, His Tag with the EC₅₀ of 0.17 μ g/mL determined by ELISA.