

Biotinylated Cynomolgus MSLN/Mesothelin Protein, His Tag

产品信息

产品名称	产品编号	规格
Biotinylated Cynomolgus MSLN/Mesothelin Protein, His Tag	93163ES60	100 µg
	93163ES76	500 µg
	93163ES80	1 mg

产品描述

Mesothelin, also known as CAK1 and ERC, is derived from a 70 kDa precursor that also includes Megakaryocyte Potentiating Factor (MPF). MPF is a cytokine that potentiates IL-3 induced megakaryocyte colony formation. This recombinant human Mesothelin lacks the 8 aa insertion, and within aa 296-580 it shares 59% sequence identity with mouse and rat Mesothelin. Mesothelin is normally expressed on mesothelial cells in the pleura, pericardium, and peritoneum as well as in the developing and postnatal pancreas. It is upregulated in mesotheliomas and a range of carcinomas and adenomas. Mesothelin promotes tumor cell proliferation, migration, anchorage-independent growth, and tumor progression.

产品性质

Synonyms	MSLN; CAK1; Mesothelin; MPF; MPFSMRP; SMR
Uniprot No.	A0A2K5TW94-1
Source	Recombinant Biotinylated Cynomolgus MSLN/Mesothelin Protein is expressed from HEK293 Cells with His tag at the C-terminal. It contains Asp296-Gly580.
Molecular Weight	The protein has a predicted MW of 33 kDa. Due to glycosylation, the protein migrates to 35-50 kDa based on Tris-Bis PAGE result.
Physical Appearance	Sterile Filtered White lyophilized (freeze-dried) powder.
Purity	> 95% as determined by SDS-PAGE and HPLC
Endotoxin	< 1.0 EU per 1µg of the protein by the LAL method.
Formulation	Lyophilized from 0.22µm filtered solution in PBS (pH 7.4). Normally 5% trehalose is added as protectant before lyophilization.
Reconstitution	Centrifuge tubes before opening. Reconstituting to a concentration more than 100µg/mL is recommended. Dissolve the lyophilized protein in distilled water.

运输与保存方法

The products are shipped with ice pack and can be stored at -20°C for 1 year.

2-7 days, 2 to 8 °C under sterile conditions after reconstitution.

3 -6 months, -20 to -80°C under sterile conditions after reconstitution.

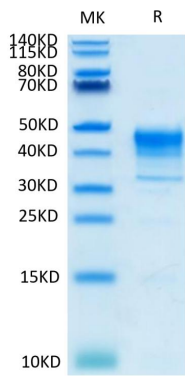
Recommend to aliquot the protein into smaller quantities for optimal storage. Please avoid freeze-thaw cycles.

注意事项

1. For your safety and health, please wear lab coats and disposable gloves for operation.
2. For research use only!

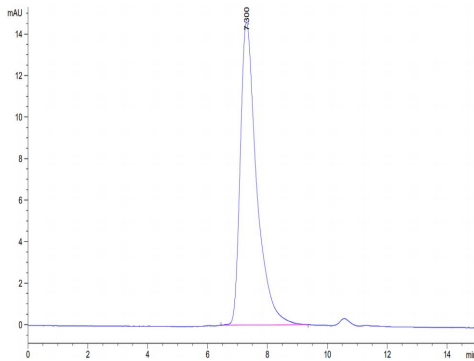
产品数据

Tris-Bis PAGE



Biotinylated Cynomolgus MSLN on Tris-Bis PAGE under reduced condition. The purity is greater than 95%.

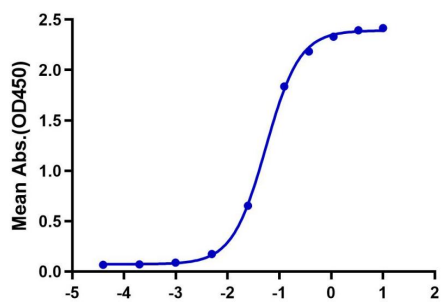
SEC-HPLC



The purity of Biotinylated Cynomolgus MSLN is greater than 95% as determined by SEC-HPLC.

ELISA Data

Biotinylated Cynomolgus MSLN, His Tag ELISA
 0.1 μ g Anti-MSLN Antibody, hFc Tag Per Well



Log Biotinylated Cynomolgus MSLN, His Tag Conc.(μ g/ml)

Immobilized Anti-MSLN Antibody, hFc Tag at 1 μ g/mL (100 μ l/Well) on the plate. Dose response curve for Biotinylated Cynomolgus MSLN, His Tag with the EC₅₀ of 54.8ng/mL determined by ELISA.