

Recombinant PE-Labeled Human EGFRVIII Protein, His-Avi Tag

产品信息

产品名称	产品编号	规格
Recombinant PE-Labeled Human EGFRVIII Protein, His-Avi Tag	93253ES60	100 µg

产品描述

The epidermal growth factor receptor (EGFR) subfamily of receptor tyrosine kinases comprises four members: EGFR (HER1), ErbB2, ErbB3, and ErbB4. EGFRVIII is tumor specific, and has not been found in normal tissues. EGFRVIII is highly tumorigenic, and can cause aggressive tumor phenotype, with increased invasion, proliferation, angiogenesis, and evasion of apoptosis.

产品性质

Synonyms	ErbB; EC 2.7.10; EC 2.7.10.1; EGFR; mENA; LEGFR; ERBB; ERBB1; HER1; PIG61; NISBD2
Accession	NP_001333870.1
Source	Recombinant PE-Labeled Human EGFRVIII Protein is expressed from HEK293 Cells with His tag and Avi tag at the C-terminal. It contains Leu25-Ser378.
Molecular Weight	The protein has a predicted MW of 41.6 kDa same as SDS-PAGE result
Purity	> 95% as determined by SDS-PAGE.
Endotoxin	< 1.0 EU per 1µg of the protein by the LAL method.
Formulation	Supplied as from 0.22µm filtered solution in PBS (pH 7.4).

运输与保存方法

The products are shipped with ice pack and can be stored at -80°C for 1 year.

Recommend to aliquot the protein into smaller quantities for optimal storage. Please avoid freeze-thaw cycles.

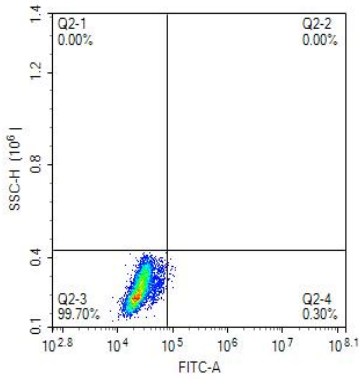
注意事项

1. For your safety and health, please wear lab coats and disposable gloves for operation.
2. For research use only!

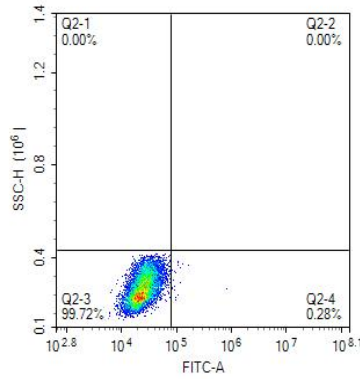
产品数据

FACS Data

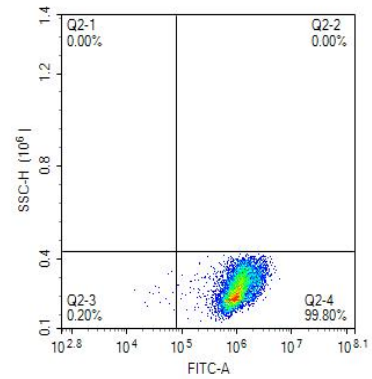
293T Cells + FITC-labeled Human EGFR VIII-His



293T-CAR Cells + FITC-labeled Protein Control-His



293T-CAR Cells + FITC-labeled Human EGFR VIII-His



FACS Analysis of Anti-EGFRVIII CAR Expression. 293T cells were transfected with antiEGFRVIII-scFv and His tag. Cells were incubated with PE-Labeled Human EGFRVIII, His Tag and PE-labeled protein control. Non-transfected 293T cells and PE-labeled protein control were used as negative control.

HB230120